

math165sec_3_4.mw

Maple 10 Worksheet for Special Assignment One 2006 (165sa106.tex) in Math 165 - Calculus for Business.

First load plots and student:

```
> restart: with( student):with( plots):
```

MAXIMUM PROFIT AND MINIMUM AVERAGE COST, Prob. 17-22

Given a price function $p(q)$ at which q units of a particular quantity are sold and the total cost $C(q)$ of producing q units,

(a) Find the profit function $P(q) = R(q) - C(q) = q \cdot p(q) - C(q)$, the marginal revenue $R'(q)$ and the marginal cost $C'(q)$.

Sketch the graphs of $P(q)$, $R'(q)$, and $C'(q)$ on the same coordinate axes and determine the level of production q where $P(q)$ is maximized.

(b) Find the average cost and sketch the graphs of $A(q)$ and the marginal cost $C'(q)$ on the same coordinate axes.

Determine the level of production q where $A(q)$ is minimized.

Problem 17

```
> p_17(q) := 49 - q;
```

```
  C_17(q) := (1/8)*q^2 + 4*q + 200;
```

```
  R_17(q) := q*p_17(q);
```

```
  P_17(q) := R_17(q) - C_17(q);
```

$$p_{17}(q) := 49 - q$$

$$C_{17}(q) := \frac{1}{8} q^2 + 4q + 200$$

$$R_{17}(q) := q(49 - q)$$

$$P_{17}(q) := q(49 - q) - \frac{1}{8} q^2 - 4q - 200 \quad (1)$$

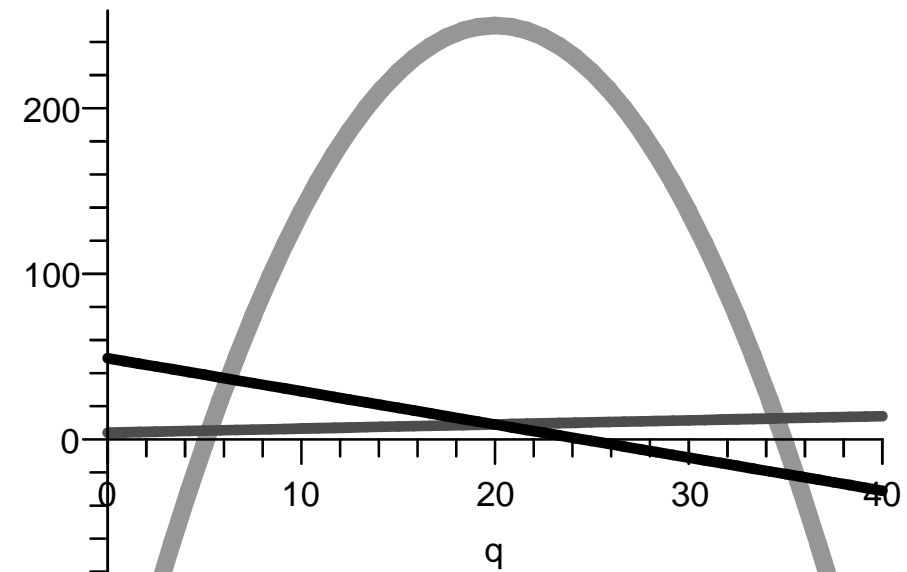
```
> MR_17(q) := diff(R_17(q), q);
```


```
  MC_17(q) := diff(C_17(q), q);
```

$$MR_{17}(q) := 49 - 2q$$

$$MC_{17}(q) := \frac{1}{4} q + 4 \quad (2)$$

```
> plot([P_17(q), MR_17(q), MC_17(q)], q=0..40, color=[green, black, red],  
  thickness=[5, 3, 3], legend=['P_17(q)', 'MR_17(q)', 'MC_17(q)']);
```



 P₁₇(q)
 MR₁₇(q)
 MC₁₇(q)

```

> solve(MR_17(q)=MC_17(q), q);
    maximize(P_17(q), q, location);
                20
                250, {{ {q=20}, 250 }}
  
```

(3)

```

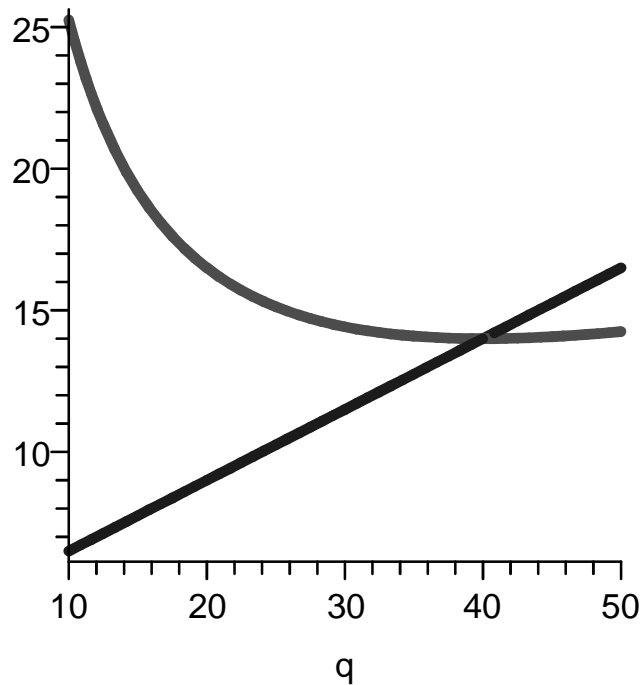
> A_17(q) := C_17(q) / q;
  
```

$$A_{17}(q) := \frac{\frac{1}{8}q^2 + 4q + 200}{q}$$

(4)

```

> plot([A_17(q), MC_17(q)], q=10..50, thickness=[3,3], color=[red,blue],
    legend=['A_17(q)', 'MC_17(q)']);
  
```



 A_17(q)
 MC_17(q)

```

> minimize(A_17(q), q=10..50, location);
solve({A_17(q)=MC_17(q), q > 0}, q);
      14, {{{q=40}, 14}}
      {q=40}
  
```

(5)

Problem 18

```

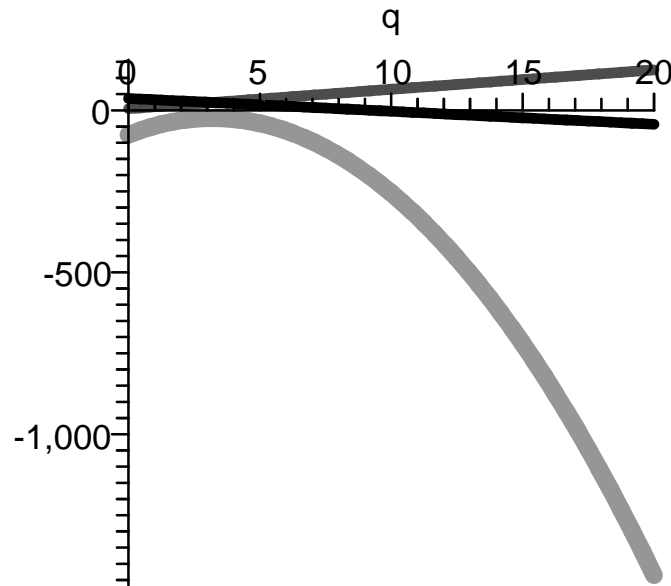
> p_18(q) := 37 - 2*q;
C_18(q) := 3*q^2 + 5*q + 75;
R_18(q) := q*p_18(q);
P_18(q) := R_18(q) - C_18(q); simplify(%);
      p_18(q) := 37 - 2 q
      C_18(q) := 3 q^2 + 5 q + 75
      R_18(q) := q (37 - 2 q)
      P_18(q) := q (37 - 2 q) - 3 q^2 - 5 q - 75
      32 q - 5 q^2 - 75
  
```


(6)

```
> MR_18(q) := diff(R_18(q), q);
MC_18(q) := diff(C_18(q), q);
MR_18(q) := 37 - 4q
MC_18(q) := 6q + 5
```

(7)

```
> plot([P_18(q), MR_18(q), MC_18(q)], q=0..20, color=[green, black, red],
thickness=[5, 3, 3], legend=['P_18(q)', 'MR_18(q)', 'MC_18(q)']);
```



 P_18(q)
 MR_18(q)
 MC_18(q)

```
> solve(MR_18(q)=MC_18(q), q);
maximize(P_18(q), q, location);
```

$$\frac{16}{5}, \left\{ \left[\left[q = \frac{16}{5} \right], -\frac{119}{5} \right] \right\}$$

(8)

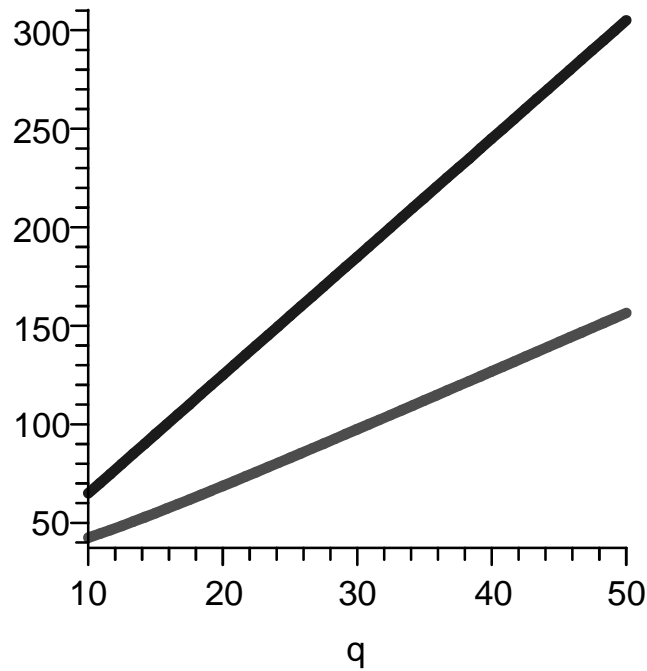
```
> A_18(q) := C_18(q) / q;
```

$$A_18(q) := \frac{3q^2 + 5q + 75}{q}$$

(9)

```
> plot([A_18(q), MC_18(q)], q=10..50, thickness=[3, 3], color=[red, blue],
```

```
legend=[`A_18(q)`, `MC_18(q)`];
```



 A_18(q)
 MC_18(q)

```
> minimize(A_18(q), q=10..50, location);
solve({A_18(q)=MC_18(q), q > 0}, q);
      85, {[{q=10}, 85/2]}
      {q=5}
```

(10)

Problem 19

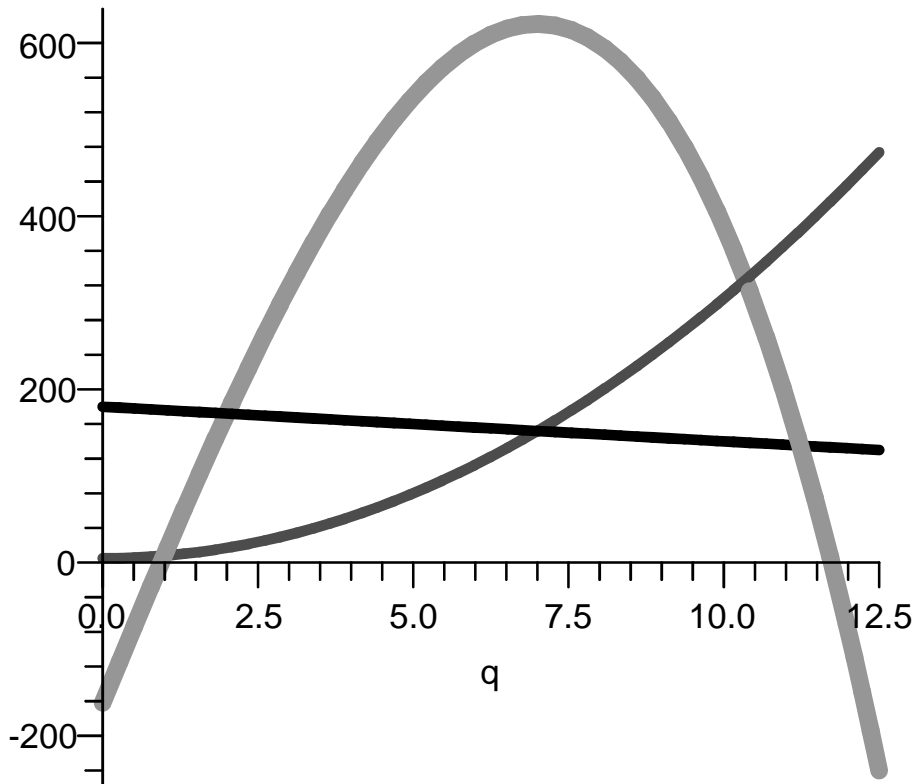
```
> p_19(q) := 180 - 2*q;
C_19(q) := q^3 + 5*q + 162;
R_19(q) := q*p_19(q);
P_19(q) := R_19(q) - C_19(q); simplify(%);
      p_19(q) := 180 - 2 q
      C_19(q) := q^3 + 5 q + 162
      R_19(q) := q (180 - 2 q)
```

$$P_{19}(q) := q(180 - 2q) - q^3 - 5q - 162$$

$$175q - 2q^2 - q^3 - 162 \quad (11)$$

```
> MR_19(q) := diff(R_19(q), q);
MC_19(q) := diff(C_19(q), q);
MR_19(q) := 180 - 4q
MC_19(q) := 3q^2 + 5
```

```
> plot([P_19(q), MR_19(q), MC_19(q)], q=0..12.5, color=[green, black,
red], thickness=[5, 3, 3], legend=['P_19(q)', 'MR_19(q)', 'MC_19(q)']);
```

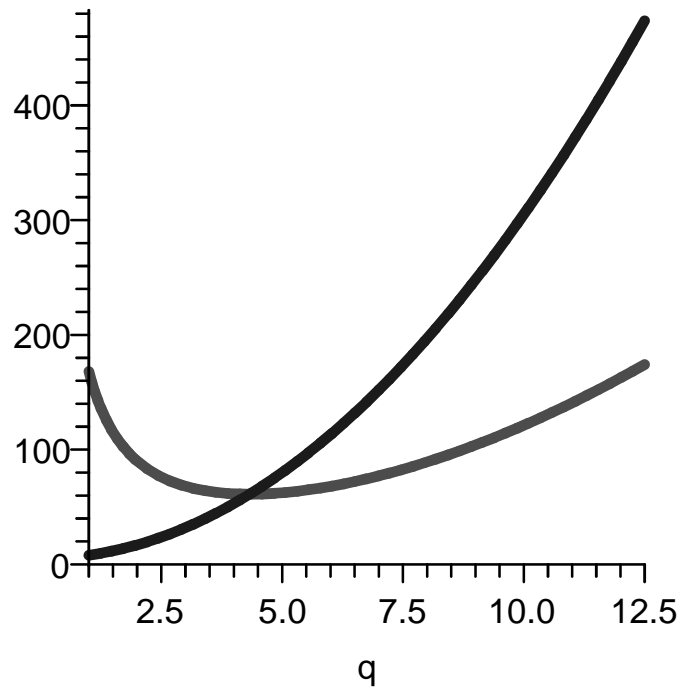


P_19(q)
 MR_19(q)
 MC_19(q)

```
> solve([MR_19(q)=MC_19(q), q>0], q);
maximize(P_19(q), q=0..12.5, location);
{q=7}
622, {[{q=7}, 622]}
```

```
> A_19(q) := C_19(q)/q;
A_19(q) := (q^3 + 5q + 162)/q
```

```
> plot([A_19(q),MC_19(q)],q=1..12.5,thickness=[3,3],color=[red,blue],
,legend=['A_19(q)', 'MC_19(q)']);
```



A_19(q)
 MC_19(q)

```
> minimize(A_19(q),q=10..50,location);
solve([A_19(q)=MC_19(q),q >0, q <= 12.5],q);
      606, { [ {q=10}, 606 ] }
      5, { [q=4.326748711]
```

(15)

Problem 20

```
> p_20(q) := 710 - 1.1*q^2;
C_20(q) := 2*q^3 - 23*q^2 + 90.7*q + 151;
R_20(q) := q*p_20(q);
P_20(q) := R_20(q) - C_20(q);simplify(%);
      p_20(q) := 710 - 1.1 q^2
      C_20(q) := 2 q^3 - 23 q^2 + 90.7 q + 151
      R_20(q) := q (710 - 1.1 q^2)
```

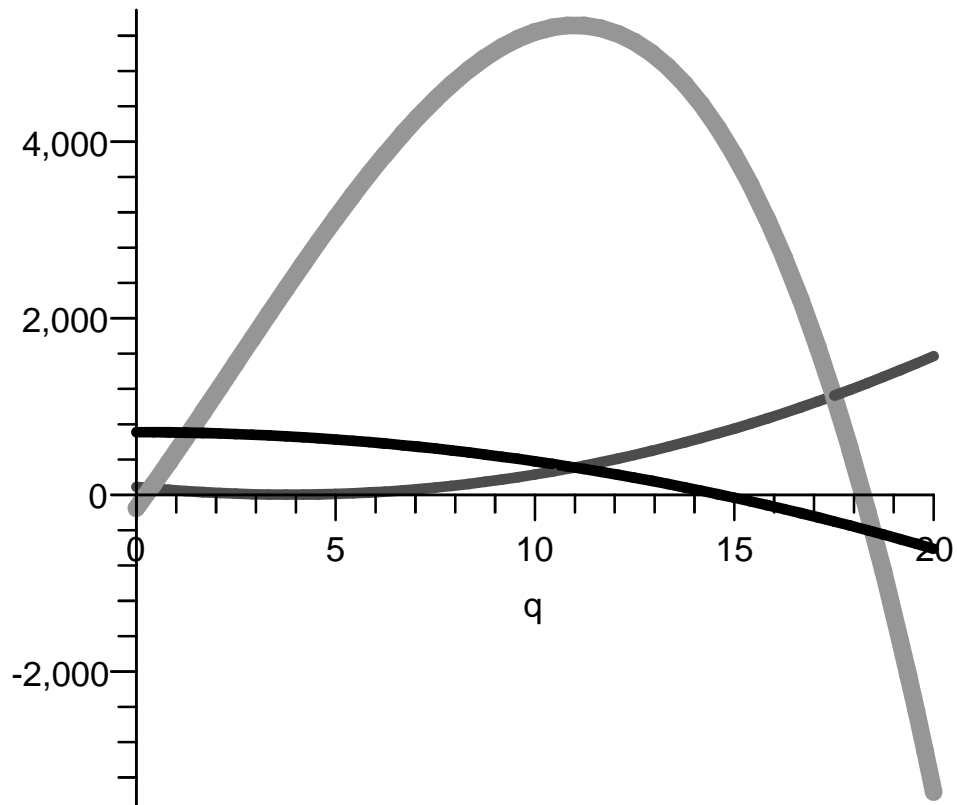
$$P_{20}(q) := q(710 - 1.1q^2) - 2q^3 + 23q^2 - 90.7q - 151$$

$$619.3000000q - 3.100000000q^3 + 23. q^2 - 151. \quad (16)$$

```
> MR_20(q) := diff(R_20(q), q);
MC_20(q) := diff(C_20(q), q);
MR_20(q) := 710. - 3.3 q^2
MC_20(q) := 6 q^2 - 46 q + 90.7
```

(17)

```
> plot([P_20(q), MR_20(q), MC_20(q)], q=0..20, color=[green, black, red],
thickness=[5, 3, 3], legend=['P_20(q)', 'MR_20(q)', 'MC_20(q)']);
```



P_20(q)
 MR_20(q)
 MC_20(q)

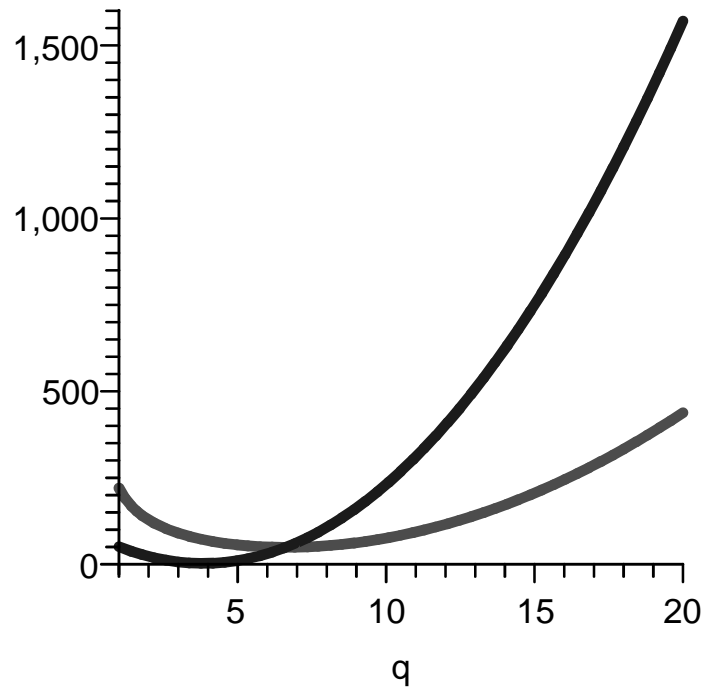
```
> solve([MR_20(q)=MC_20(q), q>0], q);
maximize(P_20(q), q=0 .. 12.5, location);
{q=11.}
5318.2, {[{q=11.}, 5318.2]}
```

(18)

```
> A_20(q) := C_20(q)/q;
```

$$A_{20}(q) := \frac{2q^3 - 23q^2 + 90.7q + 151}{q} \quad (19)$$


```
> plot([A_20(q),MC_20(q)],q=1..20,thickness=[3,3],color=[red,blue],
      legend=['A_20(q)', 'MC_20(q)']);
```



A_20(q)
 MC_20(q)

```
> solve([diff(A_20(q),q)=0,q>0],q);
minimize(A_20(q),q=0..20,location);
solve([A_20(q)=MC_20(q),q > 0, q <= 20],q);
      {q=6.613171961}
      48.89835011, {[q=6.613171961], 48.89835011}
      {q=6.613171961} (20)
```

```
*****
*****
```

```
*****
```

Problem 21

```
> p_21(q) := 1.0625 - 0.0025*q;
C_21(q) := (q^2 + 1)/(q + 3);
R_21(q) := q*p_21(q);
P_21(q) := R_21(q) - C_21(q);simplify(%);
```

$$\begin{aligned}
 p_{21}(q) &:= 1.0625 - 0.0025 q \\
 C_{21}(q) &:= \frac{q^2 + 1}{q + 3} \\
 R_{21}(q) &:= q (1.0625 - 0.0025 q) \\
 P_{21}(q) &:= q (1.0625 - 0.0025 q) - \frac{q^2 + 1}{q + 3} \\
 &\quad - \frac{0.002500000000 (-22. q^2 - 1275. q + q^3 + 400.)}{q + 3}.
 \end{aligned} \tag{21}$$

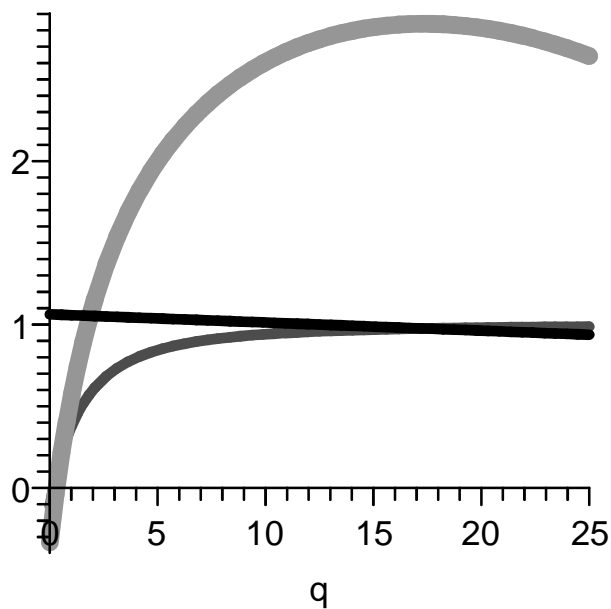
```
> MR_21(q) := diff(R_21(q), q);
```



```
MC_21(q) := diff(C_21(q), q);
```

$$MR_{21}(q) := 1.0625 - 0.0050 q$$

$$MC_{21}(q) := \frac{2q}{q+3} - \frac{q^2+1}{(q+3)^2} \tag{22}$$

```
> plot([P_21(q), MR_21(q), MC_21(q)], q=0..25, color=[green, black, red],
  thickness=[5, 3, 3], legend=['P_21(q)', 'MR_21(q)', 'MC_21(q)']);
```



 P₂₁(q)
 MR₂₁(q)
 MC₂₁(q)

```
> solve([MR_21(q)=MC_21(q), q>0], q);
maximize(P_21(q), q=0 .. 20, location);
      {q=17.33609536}
      2.84041898, {[{q=17.33609536}, 2.84041898]}
```

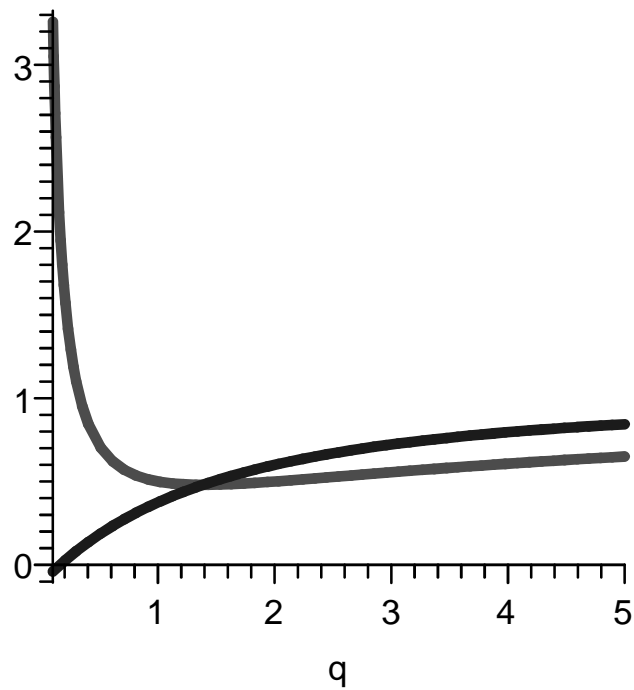
(23)

```
> A_21(q) := C_21(q) / q;
```

$$A_{21}(q) := \frac{q^2 + 1}{(q + 3)q}$$

(24)

```
> plot([A_21(q), MC_21(q)], q=0.1 .. 5, thickness=[3,3], color=[red,
blue], legend=['A_21(q)', 'MC_21(q)']);
```



A₂₁(q)
 MC₂₁(q)

```
> solve([diff(A_21(q), q)=0, q>0, q < 6], q);
minimize(A_21(q), q=0 .. 5, location);
solve([A_21(q)=MC_21(q), q > 0, q <= 20], q);
      {q=RootOf(3_Z^2 - 2_Z - 3, index=1)}
```

$$\frac{\left(\frac{1}{3} + \frac{1}{3}\sqrt{10}\right)^2 + 1}{\left(\frac{10}{3} + \frac{1}{3}\sqrt{10}\right)\left(\frac{1}{3} + \frac{1}{3}\sqrt{10}\right)}, \left\{ \left\{ q = \frac{1}{3} + \frac{1}{3}\sqrt{10} \right\}, \right. \\ \left. \frac{\left(\frac{1}{3} + \frac{1}{3}\sqrt{10}\right)^2 + 1}{\left(\frac{10}{3} + \frac{1}{3}\sqrt{10}\right)\left(\frac{1}{3} + \frac{1}{3}\sqrt{10}\right)} \right\} \\ \left\{ q = \text{RootOf}(3_Z^2 - 2_Z - 3, \text{index}=1) \right\} \quad (25)$$

Problem 22

```
> p_22(q) := 81 - 3*q;
C_22(q) := (q + 1)/(q + 3);
R_22(q) := q*p_22(q);
P_22(q) := R_22(q) - C_22(q); simplify(%);
```

$$p_{22}(q) := 81 - 3q$$

$$C_{22}(q) := \frac{q+1}{q+3}$$

$$R_{22}(q) := q(81 - 3q)$$

$$P_{22}(q) := q(81 - 3q) - \frac{q+1}{q+3}$$

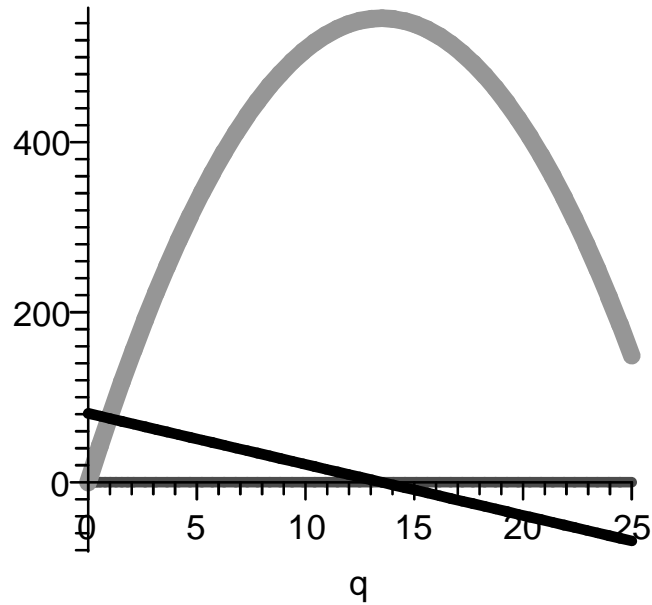
$$-\frac{-72q^2 - 242q + 3q^3 + 1}{q+3} \quad (26)$$

```
> MR_22(q) := diff(R_22(q), q);
MC_22(q) := diff(C_22(q), q);
```

$$MR_{22}(q) := 81 - 6q$$

$$MC_{22}(q) := \frac{1}{q+3} - \frac{q+1}{(q+3)^2} \quad (27)$$

```
> plot([P_22(q), MR_22(q), MC_22(q)], q=0..25, color=[green, black, red],
thickness=[5, 3, 3], legend=['P_22(q)', 'MR_22(q)', 'MC_22(q)']);
```



 P₂₂(q)
 MR₂₂(q)
 MC₂₂(q)

```

> solve([MR_22(q)=MC_22(q), q>0], q);
maximize(P_22(q), q=0 .. 20, location);
  {q = RootOf(-45_Z^2 - 432_Z - 727 + 6_Z^3, index=1)}
  maximize(q(81 - 3q) - (q+1)/(q+3), q=0..20, location), {}
  
```

(28)

```

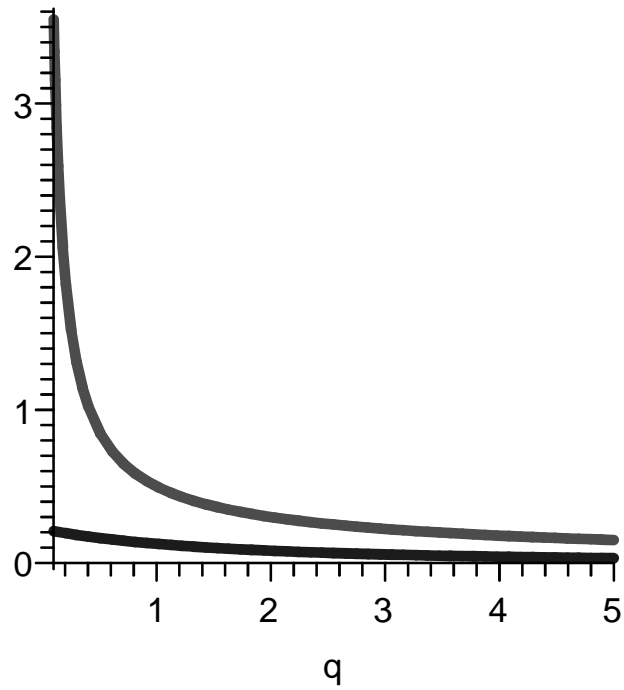
> A_22(q) := C_22(q) / q;
  
```

$$A_{22}(q) := \frac{q+1}{(q+3)q}$$

(29)

```

> plot([A_22(q), MC_22(q)], q=0.1 .. 5, thickness=[3,3], color=[red,
blue], legend=['A_22(q)', 'MC_22(q)']);
  
```



 A_22(q)
 MC_22(q)

```

>
solve([diff(A_22(q),q)=0,q>0,q < 6],q);
minimize(A_22(q),q=0 .. 5,location);
solve([A_22(q)=MC_22(q),q > 0, q <= 20],q);
      3/20, {{ {q=5}, 3/20 }}
  
```

Warning, solutions may have been lost

>

>